

**SCOPE**

Self-supporting roofing product for discontinuous laying made from metallic coated steel sheet with or without additional organic coatings used as roofing profile.

**MATERIAL (Steel)**

CHARACTERISTIC	STAND. REF.	Thickness (mm)					
		0,60	0,70	0,75	0,80	1,00	1,20
Weight (kg/m <sup>2</sup> )		5,74	6,70	7,18	7,66	9,57	11,49
I <sub>g</sub> (cm <sup>4</sup> /ml)		10,909	12,204	13,130	14,055	17,758	21,465
W <sub>1</sub> (cm <sup>3</sup> /ml)		14,890	16,603	17,819	19,030	23,820	28,526
W <sub>2</sub> (cm <sup>3</sup> /ml)		3,444	3,856	4,151	4,446	5,630	6,820

**GEOMETRICAL CHARACTERISTICS**

CHARACTERISTIC	VALUE	UNIT	TOLERANCE
Depth of profile (h)	40	mm	± 1,0
Depth of stiffeners	5	mm	± 1,0
Pitch	341	mm	± 2,0
Widths of crown and valley (b <sub>1</sub> ,b <sub>2</sub> )	(23,266)	mm	+2,0/-1,0
Cover width (w)	1.025	mm	± 5,0
Radius of bends (r)	6	mm	+ 2,0 / 0,0
Deviation from straightness (δ)	≤ tolerance	mm	2,0 / m (max.: 10,0)
Deviation from squareness (s)	≤ tolerance	mm	≤ 0,5% of (w)
Length (l)	According to order <sup>(1)</sup>	mm	l ≤ 3.000 mm +10,0/-5,0 l > 3.000 mm + 20,0/-5,0
Deviation of side lap (D)	≤ tolerance	mm	± 2,0 on 500 mm
Curve radius and angles	---	°	---
Reaction to fire	Class A1 <sup>(2)</sup> / Class C-s3,d0 <sup>(3)</sup>		

<sup>(1)</sup> Maximum length: 16.990 mm; Minimum length: 1.200 mm

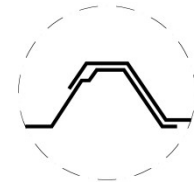
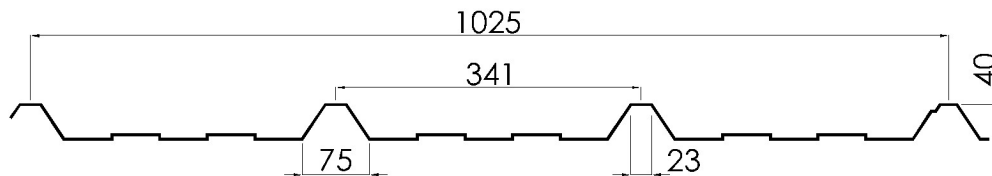
<sup>(2)</sup> Class A1: According to commission decision 96/603/CE

<sup>(3)</sup> Class C-s3,d0: According to commission decision 2010/737/UE for Plastisol PVC coating





07



EN 14782:2006

**OVERLAP DETAIL**

**SECTION DETAIL**

**3D DETAIL**

**PERMISSIBLE SPAN (m) FOR POSITIVE LOADS – Limitation of deflection: L/200**



Positive load (daN/m <sup>2</sup> )												
	Thickness (mm)											
	0,60	0,70	0,75	0,80	1,00	1,20	0,60	0,70	0,75	0,80	1,00	1,20
50	2,10	2,45	2,45	2,60	3,10	3,30	2,10	2,90	2,90	2,90	3,65	3,65
75	2,10	2,40	2,45	2,50	2,70	2,85	2,10	2,90	2,90	2,90	3,30	3,50
100	2,05	2,20	2,25	2,30	2,45	2,60	2,10	2,65	2,75	2,80	3,00	3,20
125	1,90	2,05	2,05	2,10	2,30	2,40	2,10	2,50	2,55	2,60	2,80	2,95
150	1,80	1,90	1,95	2,00	2,15	2,25	2,10	2,35	2,40	2,45	2,65	2,80
175	1,70	1,80	1,85	1,90	2,05	2,15	2,10	2,20	2,25	2,30	2,50	2,65
200	1,60	1,75	1,75	1,80	1,95	2,05	2,00	2,10	2,15	2,20	2,40	2,50
225	1,50	1,65	1,70	1,75	1,90	1,95	1,85	1,90	2,05	2,10	2,30	2,40
250	1,45	1,55	1,60	1,65	1,80	1,90	1,65	1,75	1,85	1,95	2,20	2,35

**PERMISSIBLE SPAN (m) FOR NEGATIVE LOADS (fastening to crown)**

Minimum characteristic tension resistance of fastening(kN)	Negative load (daN/m <sup>2</sup> )												
		Thickness (mm)											
		0,60	0,70	0,75	0,80	1,00	1,20	0,60	0,70	0,75	0,80	1,00	1,20
1,70	50	2,10	2,90	2,90	2,90	3,65	3,65	2,10	2,90	2,90	2,90	3,65	3,65
	75	2,10	2,90	2,90	2,90	3,65	3,65	2,10	2,90	2,90	2,90	3,05	3,15
	100	2,10	2,65	2,70	2,70	2,75	2,80	2,10	2,15	2,15	2,15	2,20	2,25
	125	2,05	2,10	2,10	2,10	2,15	2,20	1,65	1,70	1,70	1,70	1,70	1,75
	150	1,75	1,75	1,75	1,75	1,75	1,80	1,40	1,40	1,40	1,40	1,40	1,45
	175	1,45	1,50	1,50	1,50	1,50	1,50	1,20	1,20	1,20	1,20	1,20	1,20
	200	1,25	1,30	1,30	1,30	1,30	1,30	1,05	1,05	1,05	1,05	1,05	1,05
3,00	50	2,10	2,90	2,90	2,90	3,65	3,65	2,10	2,90	2,90	2,90	3,65	3,65
	75	2,10	2,90	2,90	2,90	3,65	3,65	2,10	2,90	2,90	2,90	3,65	3,65
	100	2,10	2,65	2,75	2,85	3,25	3,65	2,10	2,85	2,90	2,90	3,45	3,65
	125	2,05	2,35	2,45	2,55	2,85	3,25	2,10	2,50	2,60	2,70	3,05	3,10
	150	1,75	2,15	2,25	2,30	2,60	2,90	2,00	2,30	2,40	2,45	2,50	2,55
	175	1,45	2,00	2,05	2,10	2,40	2,70	1,85	2,10	2,10	2,10	2,10	2,15
6,00	50	2,10	2,90	2,90	2,90	3,65	3,65	2,10	2,90	2,90	2,90	3,65	3,65
	75	2,10	2,90	2,90	2,90	3,65	3,65	2,10	2,90	2,90	2,90	3,65	3,65
	100	2,10	2,65	2,75	2,85	3,25	3,65	2,10	2,85	2,90	2,90	3,45	3,65
	125	2,05	2,35	2,45	2,55	2,85	3,25	2,10	2,50	2,60	2,70	3,05	3,45
	150	1,90	2,15	2,25	2,30	2,60	2,90	2,00	2,30	2,40	2,45	2,75	3,10
	175	1,75	2,00	2,05	2,10	2,40	2,70	1,85	2,10	2,20	2,25	2,55	2,85
	200	1,60	1,85	1,90	2,00	2,25	2,50	1,75	2,00	2,05	2,10	2,40	2,70

The partial safety factor of the fastening is 1,15.

**PERMISSIBLE SPAN (m) FOR NEGATIVE LOADS (fastening to valley)**

Steel support thickness (mm)	Negative load (daN/m <sup>2</sup> )												
		Thickness (mm)											
		0,60	0,70	0,75	0,80	1,00	1,20	0,60	0,70	0,75	0,80	1,00	1,20
1,5 ≤ e ≤ 3,0	50	2,10	2,90	2,90	2,90	3,65	3,65	2,10	2,90	2,90	2,90	3,65	3,65
	75	2,10	2,90	2,90	2,90	3,65	3,65	2,10	2,90	2,90	2,90	3,65	3,65
	100	2,10	2,65	2,75	2,85	3,25	3,65	2,10	2,90	2,90	2,90	3,65	3,65
	125	2,05	2,35	2,45	2,55	2,85	3,25	2,10	2,65	2,75	2,85	3,25	3,65
	150	1,90	2,15	2,25	2,30	2,60	2,90	2,10	2,40	2,60	2,60	2,95	3,30
	175	1,75	2,00	2,05	2,10	2,40	2,70	2,05	2,25	2,30	2,40	2,70	2,85
	200	1,60	1,85	1,90	2,00	2,25	2,50	1,75	2,10	2,15	2,25	2,45	2,50
e > 3,00	50	2,10	2,90	2,90	2,90	3,65	3,65	2,10	2,90	2,90	2,90	3,65	3,65
	75	2,10	2,90	2,90	2,90	3,65	3,65	2,10	2,90	2,90	2,90	3,65	3,65
	100	2,10	2,65	2,75	2,85	3,25	3,65	2,10	2,90	2,90	2,90	3,65	3,65
	125	2,05	2,35	2,45	2,55	2,85	3,25	2,10	2,65	2,75	2,85	3,25	3,65
	150	1,90	2,15	2,25	2,30	2,60	2,90	2,10	2,40	2,60	2,60	2,95	3,30
	175	1,75	2,00	2,05	2,10	2,40	2,70	2,05	2,25	2,30	2,40	2,70	3,05
200	1,60	1,85	1,90	2,00	2,25	2,50	1,75	2,10	2,15	2,25	2,50	2,85	

The permissible span values in the table above have a design resistance of the fastening (daN) related to thickness of the sheet and support according to the table below.

Steel support thickness (mm)	Thickness (mm)					
	0,60	0,70	0,75	0,80	1,00	1,20
1,5 ≤ e ≤ 3,0	300	300	300	300	300	300
e > 3,00	300	360	400	440	600	600

For any further clarification, you can contact Technical Department ([tecnico@europafil.es](mailto:tecnico@europafil.es) or by phone). EUROPERFIL, S.A. reserves the right to change this document without notice.